

**WATCO**



Always a step **ahead** 



**You'll find Watco in the most beautiful bathrooms.**  
**Bath waste showroom guide**



# Why Watco?

Since 1970, Watco has made the most reliable, highest quality bath waste systems money can buy. They provide the lowest installed cost over time...eliminating expensive problems that result in unhappy customers.


We offer the widest range of finishes in the industry, to match the most stylish new fixtures. Repair parts are readily available. Our products ship within two days...and each one is backed by a five-year warranty.

With Watco, you'll never have to give any thought to your bath waste system again. And that's a very good thing.




## Innovator® Shower Drain

Receptor-type drain for pre-formed shower bases



Patent Pending

- Includes Watco Innovator® orange test membrane, testable to 22 P.S.I. or five floors. No more test balls, caps or plugs.



- Includes heavy-duty, snap-on grid—20% thicker than competitive grids.



Heavy-duty snap-on grid


- Top piece is dark grey PVC to reduce appearance of dirt and mildew. Bottom piece available in white PVC or black ABS.




Top piece      PVC bottom      ABS bottom

Finish: CP BN BZ WI (Matte Black) BB WH

To order: 9300 – (specify ABS or PVC) – (specify finish)



Innovator CableFlex®



Innovator Cable® Half Kit



## Cable drain options

- Ideal for deep tubs
- Drain opens and closes by turning overflow faceplate; no need to reach into tub
- Flexible stopper stays open in deep water
- Contractors prefer Watco's cable drains, because they are easiest to install and repairable from inside the tub
- Available in ten finishes and three lengths to accommodate tubs up to 24" deep
- Offered with or without ADA handle

### Innovator CableFlex® (fits most tubs up to 24" deep)

Additional Cable Drain sizes are available; see pages 8-10 in Watco price book.

#### Complete kit 938-CA (PVC only)

To order: 938-CA – PVC – (specify finish).

Example: 938-CA-PVC-BB = Cable Drain in PVC, Brushed Bronze finish.

Finish: CP BB BN BS BZ CB NP PB WH WI

### Innovator Cable® Half Kit (fits most tubs up to 24" deep), plumber provides tee and pipe

Additional Cable Drain sizes are available; see pages 8-10 in Watco price book.

#### Half kit 981-CA

To order: 981-CA – (specify ABS or PVC) – (specify finish). Add \$1.00 for ABS.

Example: 981-CA-ABS-NP = Cable Drain Half Kit in ABS, Nickel Polished finish.

Finish: CP BB BN BS BZ CB NP PB WH WI

### Innovator Cable® QuickTrim® (to change cable drain finish)

To order: 92888 – (specify finish).

Example: 92888-BN = QuickTrim® in Brushed Nickel finish.

Finish: CP BB BN BS BZ CB NP PB WH WI



Innovator Cable® QuickTrim®

### ADA Handle (optional, order separately) 92874

To order: 92874 – (specify finish). Example: 92874-CB = ADA Handle in Chrome Brushed finish

Finish: CP BB BN BS BZ CB NP PB WH

# 901 Innovator® Bath Waste Half Kit

- Watco's best-selling product—ideal for new installations
- Snap-on Innovator® Overflow Faceplate is easy to clean and provides alternative to all one- or two-hole overflows. Plus, no screws!
- Hi-flow capacity of up to 14 gallons per minute; more than twice the capacity of traditional overflows
- Schedule 40; plumber provides tee and pipe
- Available in PVC or ABS
- Push Pull® stopper shown; Lift and Turn, PresFlo® and Foot Actuated also available (pictured on back cover)



**Now with Hi-Flo brass strainer body!**  
Thicker, stronger crossbars provide up to **20% higher flow rates** than traditional four-bar strainers\*



Includes orange overflow test membrane and drain test plug; testable up to five floors (22 psi)



Self-centering, self-aligning overflow ell extends through overflow hole, eliminating leaks; tightens securely with retainer nut

## Standard Half Kit 901-PP

To order: 901-PP – (specify ABS or PVC) – (specify finish).  
Example: 901-PP-ABS-BB = Half Kit in ABS, Brushed Bronze finish.

Finish:	CP	BB	BN	BO	BS	SB
	BZ	CB	NP	PB	WH	WI (Matte Black)

## Half Kit with Square Overflow Faceplate

To order: Add "SQ" suffix to end of product.  
Example: 901-PP-PVC-WI-SQ = Half Kit in PVC, Wrought Iron finish, Square Faceplate.

Finish:	CP	BN	BZ	BB	WI (Matte Black)
---------	----	----	----	----	------------------

\*Standard on brass strainer bodies that include Watco Push Pull stoppers



# QuickTrim® Easy to change a drain finish

- Ideal for new construction; easy to upgrade finish
- Available in 13 finishes, no removing strainer body
- Installs easily with O-ring for snug fit
- Innovator® snap-on overflow plate is easy to clean and replaces one- or two-hole overflows
- Fits most strainer bodies
- Push Pull®, Lift and Turn and Foot Actuated stoppers also available



Rough-in with chrome, drop in one of 12 designer finishes when ready. Avoids costly construction damage to drains and overflows.

## Innovator® QuickTrim® 939290-Finish-11

To order: 939290 – (specify finish) – 11. Example: 939290-NP-11 = Innovator® QuickTrim® in Nickel Polished finish.

Finish:	CP	BB	BN	BO	BS	BZ	CB	NP	PB	WH	WI (Matte Black)
---------	----	----	----	----	----	----	----	----	----	----	------------------


# Universal NuFit® Quick tub drain repair

- Perfect for remodels
- Fits over tub drain—no need to remove strainer body
- Available in nine finishes
- Includes Innovator® snap-on, easy-to-clean overflow plate; replaces one- or two-hole overflows
- Grid strainer prevents hair and other objects from entering drain
- Installs with pin (for drains with crossbars) or silicone (for drains without crossbars); three pins and silicone included
- Push Pull® or Foot-Actuated stoppers available

## Universal NuFit® 948700-PP (Push Pull®)

Includes silicone, three pins and snap-on Innovator® Overflow Faceplate. To order: 948700-PP – (specify finish) –G-3P. Example: 948700-PP-PB-G-3P = Universal NuFit® with Push Pull® in Polished Brass with grid strainer, three pins and silicone.

Finish:	CP	BB	BN	BS	BZ	CB	NP	WH	WI (Matte Black)
---------	----	----	----	----	----	----	----	----	------------------



# Fine Thread Strainer Body with Coarse Thread Bushing

(Designed to fit most drains)

- A good choice when uncertain about drain threads/dimensions
- Fits fine and coarse thread drains
- Push Pull® tub closure shown at left. Also available with Lift and Turn, PresFlo® and Foot Actuated closures
- Available in 13 finishes
- Fine thread strainer body fits 1.625" OD-16 tpi x 1.25" depth drains
- When coarse thread bushing is added, fits 1.865" O.D. – 11.5 tpi drains

## Fine/Coarse Strainer Body/Tub Closure 38319

To order: 38319 – (specify finish).  
Example: 38319-BB = Fine/Coarse Strainer Body /Tub Closure in Brushed Bronze finish.

Finish:	CP	BB	BN	BO	BS	
	BZ	CB	NP	PB	WH	WI (Matte Black)

—or—

## Order trim kit with Innovator® overflow plate

- Kit includes 16 tpi fine thread strainer body, 38101 bushing, stopper assembly, retainer star nut, overflow plate, adapter bar

## Fine/Coarse Strainer Body/Tub Closure with Innovator® overflow plate (converts one- or two-hole overflows) 938190

To order: 938190 – (specify finish).  
Example: 938190-CP = Fine/Coarse Strainer Body /Tub Closure/ Push Pull® Stopper in Chrome Plated finish.

Finish:	CP	BB	BN	BO	BS	
	BZ	CB	NP	PB	WH	WI (Matte Black)



# Lavatory drains

## Traditional Lav Drain

### Three steps to order:

#### 1) Choose a drain and stopper

**Lavatory drains WITH overflow**  
Push Pull®: 800-PP-BRS (specify finish shown below)  
PresFlo®: 800-PF-BRS (specify finish shown below)

#### 2) Choose a finish

Finish determines price

Finish:	CP	BB	BN	BZ	CB	NP	PB	WI
---------	----	----	----	----	----	----	----	----

#### 3) Choose option

**Option 1: Outside thread required for thin sinks including vessel, copper, steel, etc.**

- Add OT to end of part number  
Example: 800-PP-BRS-BN-OT

**Option 2: 800/801 Special Drain Tubes (to match drain): BN, BZ, CB, NP, PB only**

- 12 → 12" Chrome lavatory tube
  - PT7 → 7" Plated lavatory tube
  - PT12 → 12" Plated lavatory tube
- Example: 800-PP-BRS-BN-PT12 = Push Pull® Lav Drain with overflow in Brushed Nickel with 12" Brushed Nickel Lav Tube



PresFlo® stopper open



PresFlo® stopper closed




## IdealLav®

The ONLY lav drain to include a replaceable grid strainer AND below-the-grid stopper.



**IdealLav® Commercial**  
—no pop-up stopper (NPU)

- Removable, replaceable grid strainer keeps trim looking great without removing lav drain
- Internal stopper holds water overnight
- IdealLav® Commercial does not include pop-up stopper (NPU)—ideal for public restrooms
- Easy, one-piece, drop-in installation



#### IdealLav®

Product	Tube Material	Strainer Mat'l	Trim Finish*	Product No.
Lav w/grid strainer—plastic	Tubular PVC	ABS plastic	Chrome	715-P-CP
Lav w/grid strainer—brass	Chrome plated brass	Brass	Chrome	815-B-CP

#### IdealLav® Commercial (NPU)

Product	Tube Material	Strainer Mat'l	Trim Finish*	Product No.
Lav w/grid strainer—plastic	Tubular PVC	ABS plastic	Chrome	715-P-CP-NPU
Lav w/grid strainer—brass	Chrome plated brass	Brass	Chrome	815-B-CP-NPU

\*BZ, BN and WI finishes also available. Visit [watcomfg.com](http://watcomfg.com).



# Finish reference guide

Watco	Description	Delta	Brizo	Newport Brass	Moen	Kohler	Hans-Grohe	Danze	Price Pfister	Grohe	American Standard
BB	Brushed Bronze	CZ	GL	10							
BN	Brushed Nickel	SS	BN SS NK	20/15S	BN SRN	BN	82	BN	K	AVO SDO	295 075
BO	Bone				Sand						
BS	Biscuit			65	Ivory	96					
BZ	Oil-Rubbed Bronze	RB ORB	RB	VB 10B	ORB BRB	2BZ	92	RB	Y Z		224
CB	Chrome Brushed					G				RRO	
CP	Chrome Plated	No code	PC	26	C	CP	00	No code	A	30	002
NP	Nickel Polished	PN	PN	15		SN	83	PN		BEO	
PB	Polished Brass	PB	BB	01	P	PV/VN		PB	P	R00	
WH	White			50/52	W	0				L00	
WI	Wrought Iron (Matte Black)	BL	BL	56 54	WR	TB		BS	B	K00	



Brushed Bronze (BB)  
(Champagne Bronze)



Brushed Nickel (BN)



Bone (BO)



Biscuit (BS)



Oil-Rubbed Bronze (BZ)



Chrome Brushed (CB)



Chrome Plated (CP)



Nickel Polished (NP)



Polished Brass (PB)



White (WH)



Wrought Iron (WI)  
(Matte Black)



Stainless Black (SB)

## Stopper guide



Always a step ahead

816.796.3900 ■ [watcomfg.com](http://watcomfg.com)

Patented and Patents Pending. Visit [watcomfg.com](http://watcomfg.com) for patent details.  
© Watco Manufacturing Company 2024  
Showroom 8 -24 Printed in USA  
Prices and products shown are current at  
time of printing, subject to change.



Foot Actuated (FA)



Lift and Turn (LT)



PresFlo® (PF)



Push Pull® (PP)