







# TUB DRAIN QUICK REFERENCE





## WASTE & OVERFLOW FULL KIT: **NEW TUB INSTALL**

COMPLETE FULL KIT  
TRIM  
ROUGH-IN

<b>LIFT &amp; TURN</b> 	<b>PUSH PULL</b> 	<b>FOOT ACTUATED</b> 	<b>PRESFLO</b> 
900-LT-PVC-__	900-PP-PVC-__	900-FA-PVC-__	900-PF-PVC-__
900-LTSF-0-__	900-PPSF-0-__	900-FASF-0-__	900-PFSF-0-__
<b>ZINC STRAINER</b> <b>BRASS STRAINER</b>	<b>900-ZRI-PVC-CP</b> <b>900-BRI-PVC-__</b>	<i>Chrome Only</i> <i>Chrome + Finishes</i>	<b>PRESS FLO</b> <b>ROUGH IN</b> <b>900-PFRI-PVC-CP</b>

## WASTE & OVERFLOW HALF KIT: **NEW TUB INSTALL**

COMPLETE HALF KIT  
TRIM  
ROUGH-IN

<b>LIFT &amp; TURN</b> 	<b>PUSH PULL</b> 	<b>FOOT ACTUATED</b> 	<b>PRESFLO</b> 
901-LT-PVC-__	901-PP-PVC-__	901-FA-PVC-__	901-PF-PVC-__
900-LTSF-0-__	900-PPSF-0-__	900-FASF-0-__	900-PFSF-0-__
<b>ZINC STRAINER</b> <b>BRASS STRAINER</b>	<b>901-ZRI-PVC-CP</b> <b>901-BRI-PVC-__</b>	<i>Chrome Only</i> <i>Chrome + Finishes</i>	<b>PRESS FLO</b> <b>ROUGH IN</b> <b>901-PFRI-PVC-CP</b>




# TUB DRAIN QUICK REFERENCE

## WASTE & OVERFLOW QUICK TRIM: **REPAIR / REMODEL**

*Works on any existing tub application. For changing finish or replacing old waste & overflow.*

COMPLETE TRIM KIT




*To order adapter bar and star nut, add "-11" to part number. (ie. 939290-BN-11)*

## WASTE & OVERFLOW NUFIT TRIM: **REPAIR / REMODEL**

*Works on any existing tub application. For changing finish or replacing old waste & overflow.*

COMPLETE TRIM KIT



## AVAILABLE FINISHES

**-\_\_ INDICATES WHERE FINISH SHOULD BE IN MODEL NUMBER**

